

Social/Emotional Health and Wellness in Ken-Ton

Elaine Ablove, Staff Development Center Director

Jan Cerra, Family Support Center Director

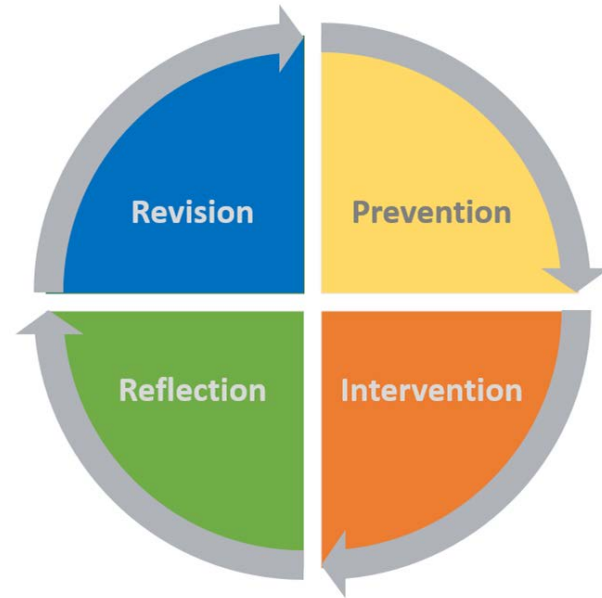
Dr. Michael Lewis, Special Education & Student Services Director

November 14, 2017



The Program Cycle

- 4 components are the guiding framework when implementing programs
- Used widely across the Office of Instruction, Student Services, and other departments
- Allows for a continuum of services to be implemented
- Focuses on constant evolution of programs
- Used when significant events occur
 - Significant events allow for the review and refinement of an entire program.

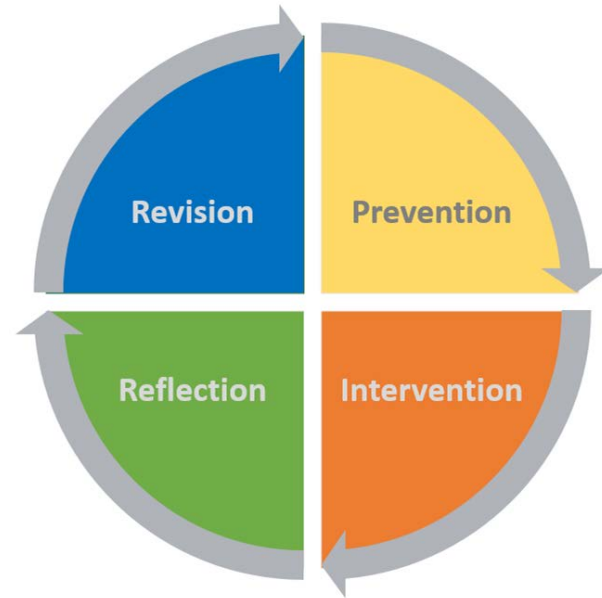


The Program Cycle

1. Social/Emotional Health & Wellness

a. This cycle addresses areas including:

- PBIS
- Counseling Groups
- Health Committees
- Curriculum Decisions
- Staff Development
- Crisis Protocols



The Cycle and the Family Support Center

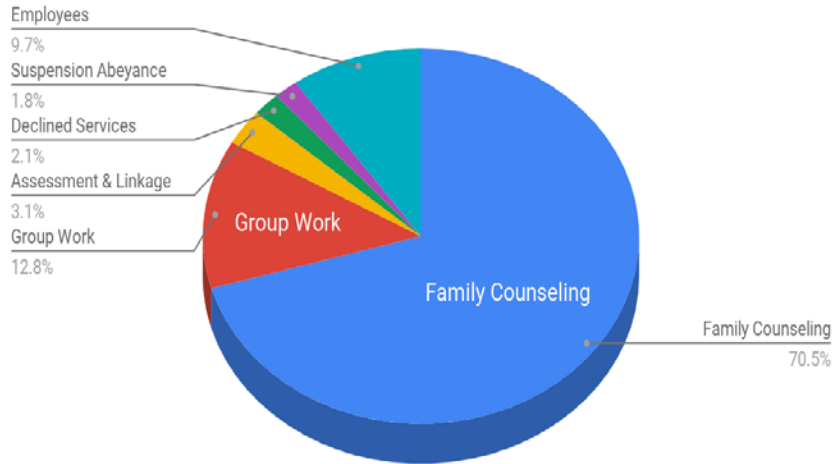
Prevention	Intervention
<ul style="list-style-type: none">● Assessment & Linkage● Suspension Abeyance● Professional Development	<ul style="list-style-type: none">● Individual Counseling● Group Counseling● Family Counseling
Reflection	Revision
<ul style="list-style-type: none">● Advisory Counsel● Family Feedback and Debriefing	<ul style="list-style-type: none">● Addition/Replacement of Groups● FSC Parent Resource Portal

- 14+ Targeted Intervention Groups
- 12 Therapists with Specialized Training
- 8 Formal Agency Partners across Erie County
- 100% of staff trained in assessment of Suicide risk

Family Support Center

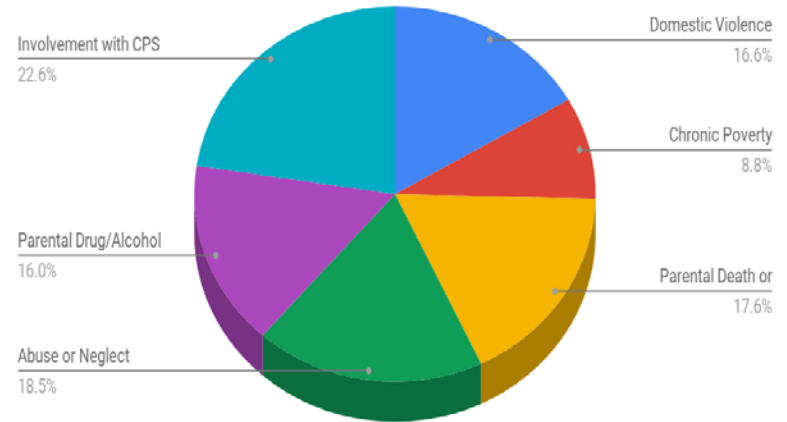
Families Serviced at the FSC

333 Families Have Been Referred to the FSC This School Year



415 Children Have Been Seen At The FSC to Date

81% of the 415 Children Referred to the FSC Have a History of Trauma

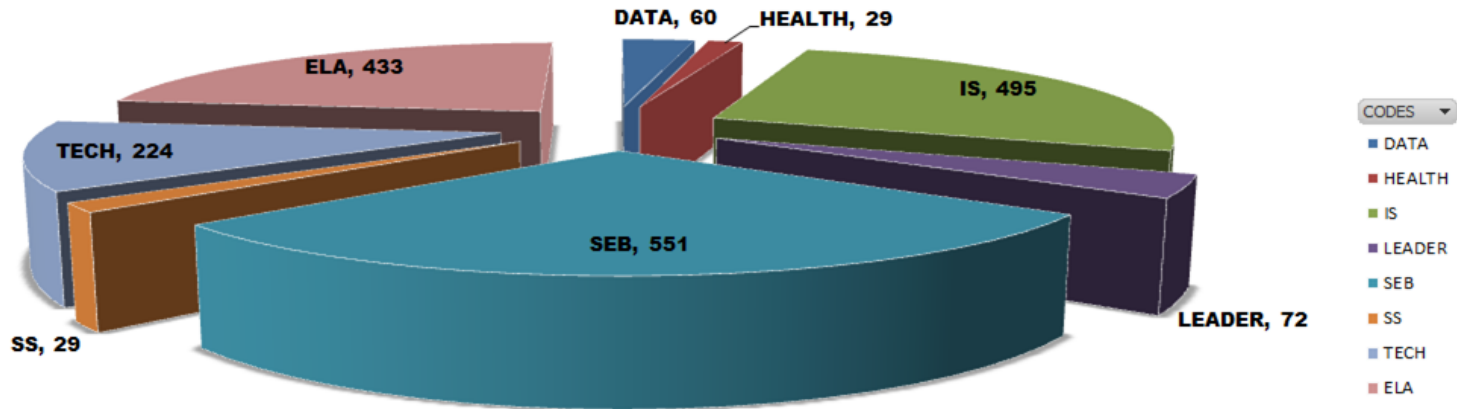


The Cycle and the Staff Development Center

Prevention	Intervention
<ul style="list-style-type: none">● Working with the ENL student● Classroom Motivation & Management● SLP-BHS training● Understanding Transgender Issues in the schools	<ul style="list-style-type: none">● Poverty Simulation● Managing students w/ challenging behavior● Relational Aggression
Reflection	Revision
<ul style="list-style-type: none">● Review of course registrations● SDC representation on District PD Plan● Staff invited to offer workshops● Staff feedback on Workshops	<ul style="list-style-type: none">● Pre/Post Assessment of Workshops● Staff who deliver revise/update content● Needs Assessments by Staff
<ul style="list-style-type: none">● 78 Workshops on Social/Emotional Student Needs● Support Staff are part of target audience and participate in workshops● 68% of KTA staff exceed 20 hours of PD annually	

Staff Development Center

Kenmore Staff Development Center Total Registrations (1893) Summer - Fall 2017



IS= Instructional Strategies; SS= Exclusively for Support Staff

The Cycle and the School

Prevention	Intervention
<ul style="list-style-type: none">● PBIS● District Wellness Committee● Health Curriculum● UPK Parent Training● Online Safety● WEB & LYNC Crew● Trauma Informed Educational Practices● District Coaches● Connections Mentoring Program	<ul style="list-style-type: none">● Second Step● Check In/Check Out● Small Groups<ul style="list-style-type: none">○ Counselors, Psychologists, & Social Workers● Individual Counseling● Assessment & Linkage● Restorative Practices
Reflection	Revision
<ul style="list-style-type: none">● District Counseling Plan● Department Meetings● Advisory Committees	<ul style="list-style-type: none">● Policy Review & Amendment● Procedure Refinement● Program Evolution

Thank You To...

- School Counselors, Psychologists, and Social Workers
- School and District Administrators
- Staff Development Center
- Family Support Center



Questions?